



## **Be In The Know**

### Overview of Training Courses

3 | **Introduction**

**TRAININGS**

- 4 | **Product and sales training** | 1 - 1.5 hrs.
- 5 | **Accessory belt drive systems** | 1 - 1.5 hrs.
- 6 | **Timing belts** | 1 - 1.5 hrs.
- 7 | **Belts in oil (BIO)** | 1 - 1.5 hrs.
- 8 | **Water pump and cooling system** | 1 - 1.5 hrs.
- 9 | **48V mild-hybrid belt drives** | 1 - 1.5 hrs.
- 10 | **Avoiding installation errors - typical questions and answers** | 1 - 1.5 hrs.
- 11 | **VAG diesel engines** | 1.5 - 2 hrs.
- 12 | **Practical training belt drive systems** | 1 day

**SPECIAL TRAINING COURSES**

- 13 | **Expert training** | Duration by agreement
- 13 | **Training courses for schools** | Duration by agreement

14 | **CONTACT PERSONS**









## Technical training courses - personal and practical

**The wheel of innovation turns extremely quickly, especially in our industry.** And this makes it all the more important for automotive mechanics to keep up to date with all the latest know-how. This can be done very efficiently and effectively with the help of our technical training courses. This brochure outlines our current program of training courses, which are offered both as online webinars and in our ever-popular face-to-face format.

Participants are also able to customize training courses by adapting them to their existing level of knowledge and requesting specific content. This allows automotive mechanics to build up knowledge in a targeted way, so they can meet the challenges faced in the modern workshop safely and efficiently.

# Product and sales training

This course will acquaint you with our products in detail, putting you in a position to give customers better advice. We will also present our various sales aids that can be used to demonstrate technical details clearly. As a result, you will be able to impress customers with your expert knowledge and negotiate sales far more efficiently.

	<b>Webinar</b>
	1 - 1.5 hours
	unlimited
	<b>On site</b>
	1 - 1.5 hours
	10 - 30 people

## Target group:

Customer service personnel and sales representatives at distributors  
Garage manager, receptionist, service advisor

## Course content:

### Continental

- › Group, facts & figures

### Products

- › V-belts, multi V-belts and kits
- › Timing belts and kits
- › Water pumps
- › Torsional vibration dampers
- › Overrunning alternator pulleys
- › Fitting kits

### Timing belts

- › Material and design
- › Handling and fitting

### Multi V-belts

- › EPDM material
- › Elastic belts
- › Tough Grip fabric coating

### Measuring and fitting tools

- › Tool Boxes
- › Measuring gauge
- › Belt wear tester

### Sales aids

- › Belt drive display, brochures

### Technical Service/online

- › Technical hotline
- › Homepage
- › PIC - Product Information Center
- › ContiDrive app

### Warranty

- › Five-year product guarantee



# Accessory belt drive systems

**The focus of this training course:** All aspects of V and multi-V belt drive systems, including all associated components. The trainer will explain each system component, how it works, common wear patterns and how to troubleshoot faults. The course also covers common fitting errors as well as external causes of system failure.



**Webinar**



1 - 1.5 hours



unlimited



**On site**



1 - 1.5 hours



10 - 30 people

## Target group:

Master mechanics, mechanics, trainees

## Course content:

### Belts for the accessory drive

- › Function, characteristics and features, correct measurement
- › Function and correct installation of Elast belts
- › Correct fitting of double-sided multi V-belt with PK profile

### Symptoms of belt failure in accessory drives

- › Detecting causes of failure

### Tensioning pulleys in the accessory drive

- › Function of the tensioning elements
- › Detecting wear correctly

### Torsional vibration dampers

- › Function
- › Detecting wear and causes of faults

### Overrunning alternator pulleys

- › Function
- › Testing the overrunning pulley
- › Damage caused by pulley failure

### Common problems

- › Misalignment
- › Fitting errors



# Timing belts

**The focus of this training course:** All aspects of timing belts, including all associated components. The trainer will explain each system component, how it works, common wear patterns and how to troubleshoot faults. Common fitting errors as well as external causes of system failure will also be discussed.



**Webinar**



1 - 1.5 hours



unlimited



**On site**



1 - 1.5 hours



10 - 30 people

## Target group:

Master mechanics, mechanics, trainees

## Course content:

### Belts for the timing belt drive

- > Function
- > Design/materials
- > Profile shapes/handling

### Maintenance and replacement

- > Explanation of the belt designation
- > Tools
- > Fitting instructions

### Symptoms of belt failure in timing belt drives


- > Detecting and preventing causes of failure

### Tensioning pulleys

- > Design and function of the tensioning elements
- > Correct adjustment
- > Detecting wear correctly

### New technologies

- > Belts in oil
- > Oval sprocket technology



## Belts in oil (BIO)

**The focus of this training course:** All aspects of belts in oil (BIO), including the associated components. The system components, how they work, wear patterns and troubleshooting faults will be explained, along with common fitting errors and external causes of system failure. One of the following engines can be chosen for the course: PSA 1.2 PureTech, Ford 1.0 EcoBoost or Ford 2.0 EcoBlue.



**Webinar**



1 - 1.5 hours



unlimited



**On site**



1 - 1.5 hours



10 - 30 people

### Target group:

Master mechanics, mechanics, trainees

### Course content:

#### General principles of belt drive systems

- › Handling timing belts
- › Safety instructions

#### Special features of belts in oil and their differences

- › Advantages of timing belts compared to chains
- › Requirements of the timing belt
- › Different materials and structures

#### Characteristics of belts in oil

- › Design and operation of the tensioning device
- › Belts without tensioning device
- › Belt routing
- › Maintenance and oil changes

#### Symptoms of belt in oil failure

- › Practical illustration and explanation of the causes of timing belt damage
- › Cause and rectification of timing belt damage
- › Installation problems/fitting errors



# Water pump and cooling system

**The focus of this training course:** Thermal management, including all associated components. The trainer will explain each system component, how it works, common wear patterns and how to troubleshoot faults. Common installation errors as well as external causes of system failure will also be discussed.



**Webinar**



1 - 1.5 hours



unlimited



**On site**



1 - 1.5 hours



10 - 30 people

## Target group:

Master mechanics, mechanics, trainees

## Course content:

### Design and function

- › Thermal management systems
- › Development of water pumps
- › Different types of water pumps
- › Design and operation
- › Coolant types

### Installation

- › Draining and flushing cooling systems
- › Installing the water pump
- › Refilling cooling systems
- › Bleeding cooling systems

### Common problems

- › Causes of faults
- › Installation problems

### Special models

- › Switchable water pumps
- › Electric water pumps





## 48V mild-hybrid belt drives

**The focus of this training course:** The latest innovation in the field of drive belt systems - the 48V mild-hybrid belt drive. In this course, the trainer will give an introduction to this type of drive system, explaining how it works, which components are used and how the belts differ from conventional multi V-belts.



**Webinar**



1 - 1.5 hours



unlimited



**On site**



1 - 1.5 hours



10 - 30 people

### Target group:

Master mechanics, mechanics, trainees

### Course content:

#### Why 48V?

- › Reasons for its introduction
- › Advantages of a 48V system
- › Hybrid and electric types of system

#### MHEV information

- › How the system works
- › Operating modes
- › Benefits for the customer

#### Components and operation

- › System components
- › Different system configurations and drive types
- › Integration into traditional vehicle layouts

#### Hybrid belt drives

- › Types of tensioner
- › Models of belt
- › Operation of belt and tensioner
- › Continental EXTRA belts



# Avoiding installation errors - typical questions and answers

**The focus of this training course:** Every day, our technical team answers questions from customers regarding the fitting and maintenance of belt drive systems and the associated components. In this course, our trainer will discuss the most common issues and frequently asked questions, explain how to detect typical damage patterns and also provide tips and solutions for avoiding common errors and keeping the belt drive running smoothly.



**Webinar**



**1 - 1.5 hours**



**unlimited**



**On site**



**1 - 1.5 hours**



**10 - 30 people**

## Target group:

Master mechanics, mechanics, trainees

## Course content:

- › Frequently asked questions
- › Typical fitting errors and how to avoid them
- › Where to find technical information
- › Fitting tips for belts and components
- › Detecting common damage patterns



## VAG diesel engines

**The focus of this seminar:** The drive belt systems fitted in different VAG diesel engines, from pump-injector to distributor injection pump to common-rail. During the seminar, the trainer will present the various drive systems, explaining which components are used and how they are fitted. The trainer will demonstrate the errors that are frequently made during fitting, the tools required and the differences between/modifications to the various generations of engine.



**Webinar**



**1.5 hours**



**unlimited**



**On site**



**1 - 2 hours**



**10 - 30 people**

### Target group:

Master mechanics, mechanics, trainees

**You are able to select one training engine for the course from the following five:**

- › EA188 pump-injector engines (1998 - 2021)
- › 2.5-liter V6 TDI with distributor injection pump (1997 - 2008)
- › EA189 common-rail engines (2007 - 2015)
- › EA288 common-rail engines (2010 onwards)
- › EA288 evo common-rail engines (2020 onwards)

### Course content:

- › Fitting tools required for each model
- › Installation hints and tips
- › Common Installation mistakes
- › Detecting common damage patterns
- › Difference/modifications EA189/EA288/EA288 evo

### \*NOTE:

If the option of a face-to-face training event with engines is booked, appropriate assistance for unloading and loading the engines (including a forklift truck where necessary) and a suitable room must be provided. The engines are delivered on rolling stands. Weight approx. 100 kg.



# Practical Training Belt Drive Systems

This one-day training course looks at the basics of belt drive systems. The participants become familiar with using technical information, such as fitting instructions, technical tips and change intervals, and perform timing belt and multi V-belt changes as part of practical exercises. The trainer will explain common fitting errors and their consequences. This training course takes place in a face-to-face format at the customer's premises.



**On site**



**1 day**



**12 to 18 people**

Timing belt changes are performed on various engines as chosen by the customer. Six training engines can be selected for the course from a total of 35 gasoline and diesel engines or one of our pre-selected packs can be chosen

### For example:

- › VAG diesel engines
- › VAG gasoline engines
- › Belts in oil (BIO)
- › Timing belt changes on diesel engines from VW, Ford, Volvo, Opel, PSA (2009 - 2019) e.g.
  - VW EA288 2.0l CR TDI - CT1168
  - VW EA288 evo 2.0l CR TDI - CT1229
  - VW EA189 2.0l CR TDI - CT1134/CT1139
  - Ford 2.0l EcoBlue - CT1233
  - Volvo D2 2.0l TDI - CT1216
  - Peugeot 2.0l HDI - CT1140

### Target group:

- › Master mechanics, mechanics, trainees
- › Automotive assessors (independent assessors, testing organizations such as TÜV, DEKRA, insurance companies)
- › Vocational training centers, vocational colleges,



# Special training courses

## Expert training

The content of the training courses for automotive experts can be agreed individually. They can take place at the Continental plant or at the customer's premises (depending on the content).

### Target group:

- › Automotive assessors (independent assessors, testing organizations such as TÜV, DEKRA, insurance companies)
- › Technical trainers
- › Vocational training centers, vocational colleges
- › Professional organisations



**On site**



**by agreement**



**10 - 30 people**

## Training courses for schools

These training courses can take place on site at the school or educational establishment. The training content can be agreed individually and can range from three hours of theory to whole-day courses with engines.

### Target group:

- › Vocational training centers, vocational colleges, Mechanical or technical schools.



**On site**



**by agreement**



**10 - 30 people**



## Contact persons

### Your contacts for our training program



**Steffi Wille**  
Head of Sales Operations  
+49 511 938-5342  
steffi.wille@continental.com




**Jacky Van-Tilborg**  
Technical Trainer Benelux  
+32 3 2067420  
+32 490 566856  
jacky.van-tilborg@contitech.be



**Anton De Coster**  
Technical Trainer  
France and Benelux  
+33 1 3944-1034  
+33 6 22815282  
Anton.De.Coster@continental-corporation.com



**José Roberto Silveira**  
Technical Trainer  
South America  
+55 11 5070-1127  
+55 11 94135-1340  
jose.silveira@continental-corporation.com



**Daniel Cosano**  
Technical Trainer  
Iberia  
+34 93 480 04 03  
+34 605 92 54 21  
daniel.cosano@contitech.es



**Marco Ferro**  
Technical Trainer  
Southern Italy  
+39 02.35680385  
+39 335 7366956  
marco.ferro@continental.com



**Roman Boluk**  
Technical Trainer  
Poland and Baltic States  
+48 71 301 14 16  
+48 662 131 171  
r.boluk@contitech.pl



**Paolo Mazzucchelli**  
Technical Trainer  
Northern Italy  
+39 338-5708215  
paolo.mazzucchelli@continental.com



**Doug Rennie**  
Technical Trainer  
UK and Ireland,  
Baltic States, Scandinavia,  
South East Europe  
+44 7827 302775  
doug.rennie@continental.com



**Stefan Meyer**  
Technical Trainer  
Germany, Austria, Switzerland  
+49 511 938-5779  
+49 151 64118242  
stefan02.meyer@continental.com

## Power Transmission Group

### Market segment

Automotive Aftermarket

### Contact

ContiTech Antriebssysteme GmbH  
Philipsbornstrasse 1  
30165 Hannover  
Germany

Tech. hotline +49 (0)511 938-5178  
aam@continental.com  
www.continental-aftermarket.com  
www.continental-engineparts.com

ContiTech is one of the world's leading industry specialists. The Continental group sector offers its customers connected, environment-friendly, safe and convenient industry and service solutions using a range of materials for off-highway applications, on rails and roads, in the air, under and above the ground, in industrial environments, for the food sector and the furniture industry. With more than 40,000 employees in more than 40 countries and sales of some 6.6 billion euros (2022), the global industrial partner is active with core branches in Asia, Europe and North and South America.



Data, instructions and other technical information available from the PIC at [www.continental-ep.com/pic](http://www.continental-ep.com/pic) or simply scan the QR code.

### Certified in accordance with:

